



Daylight harvesting



5 Year  
Guarantee  
5 Year Guarantee

## MLC40C-PA/MLC28C-PA1

### 40W/28W LED DRIVER INTEGRATED DAYLIGHT HARVESTING SENSOR C.C.

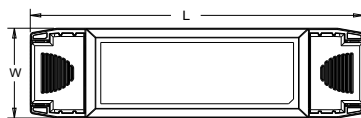
- LED driver integrated daylight harvesting sensor
- Automatically adaptive dimming according to the natural light and save more energy
- Applicable to offices, airports, public places like shopping malls where require minimum light in day time
- 5 year warranty



MLC40C-PA



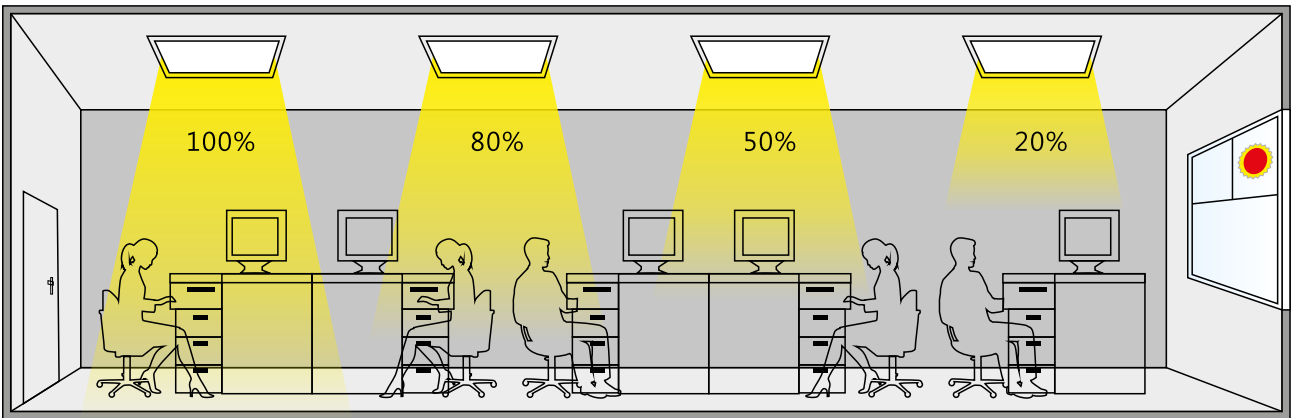
MLC28C-PA1



### SPECIFICATIONS

Model	MLC40C-PA	MLC28C-PA1
Input Voltage	220~240Vac	220~240Vac
Output	700mA/750mA/800mA/ 850mA/900mA/950mA/ 1000mA/1050mA (30-40Vdc)	300mA/350mA/400mA/ 500mA/570mA/620mA/ 670mA (30-42Vdc)/ 720mA(30-39Vdc)
Power consumption	≤ 1W(stand-by)	≤ 1W(stand-by)
Daylight sensor	Target level: 100lux/150lux/ 200lux /250lux/300lux/350lux/ 400lux/450lux	150lux/300lux/ 400lux/500lux
Operating temperature	-25℃ ~45℃	-25℃ ~45℃
IP rating	IP20	IP20
Dimension (LxWxH)	202x52x30mm	158x52x28mm

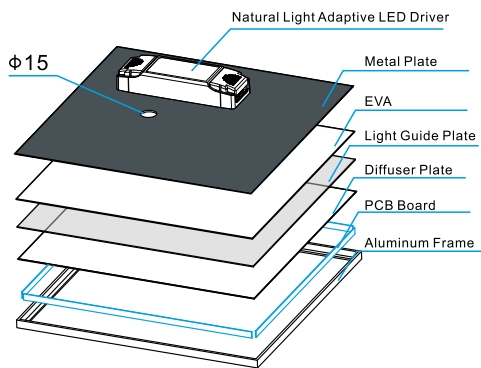
Natural  
Light  
Adaptive  
LED Drivers



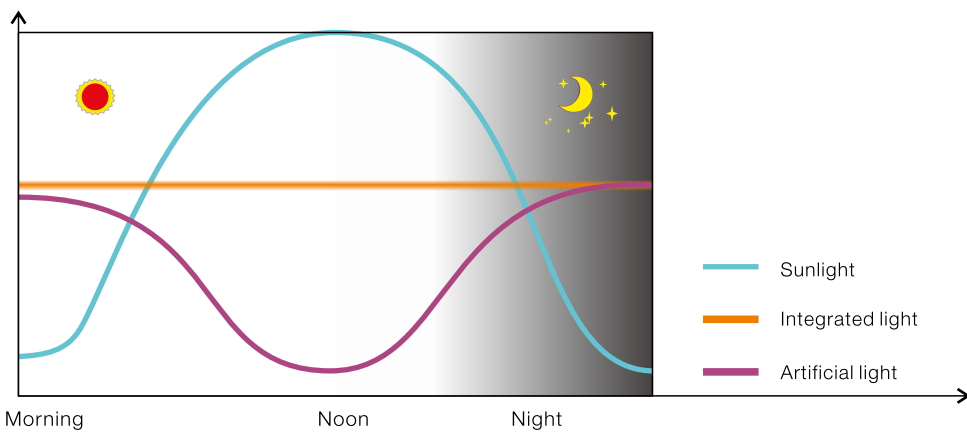

\*All LED panel lights automatically adaptive dim according to the natural light.

Natural  
Light  
Adaptive  
LED Drivers

How to install?



Wiring scheme



The drivers provide the technology of automatically adaptive dimming according to the natural light and save more energy. It is applicable to offices, airports, public places such as shopping malls, where require minimum light in the day time.