

MLC16C-PE/MLC18C-P3/MLC28C-PE

ON-OFF/ 3-step Dimming Function

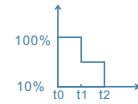
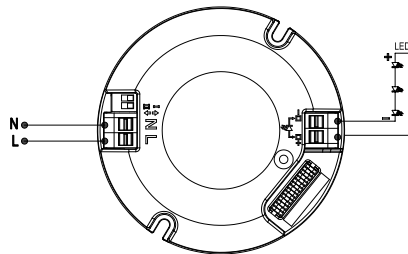
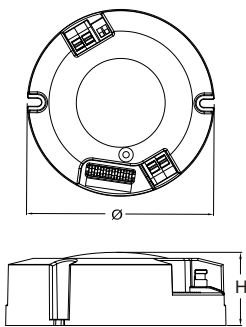
Standard Version



SAA



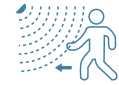
Wall light



Step dimming



ON/OFF function



Normal motion detecting



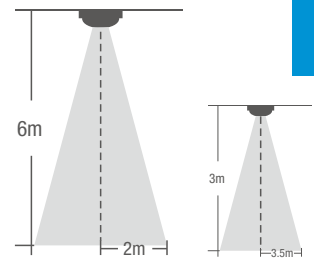
Daylight threshold



5 Year Guarantee

5 Year Guarantee

Sensor
DIM LED
Driver



Detection area*

100%	2m	3.5m
50%	0.5m	1.5m

*These data were tested by a 165cm height person and his walking speed is 1m/s.

SPECIFICATIONS

	MLC16C-PE	MLC18C-P3	MLC28C-PE
Input Voltage	220~240Vac	220~240Vac	220~240Vac
Output	28-52V/300mA	28-52V/350mA	22~40V;450mA/550mA/600mA/700mA
HF system	5.8GHz±75MHz, ISM wave band	5.8GHz±75MHz, ISM wave band	5.8GHz±75MHz, ISM wave band
Transmitting power	<0.5mW	<0.5mW	<0.5mW
Power consumption	≤0.5W(stand-by)	≤0.5W(stand-by)	≤0.5W(stand-by)
Detection Area(Radius)	4m	4m	4m
Max. Mounting height	6m	6m	6m
Daylight sensor	5lux/15lux/50lux/disable	5lux/15lux/50lux/disable	5lux/15lux/50lux/disable
Hold time	5s/90s/3min/10min	5s/90s/3min/10min	5s/90s/3min/10min
Stand-by Period	0s/30s/10min/+∞	0s/30s/10min/+∞	0s/30s/10min/+∞
Stand-by DIM Level	10%/25%	10%/25%	10%/25%
Operating temperature	-25℃~50℃	-25℃~50℃	-25℃~45℃
IP rating	IP20	IP20	IP20
Dimension(Φ×H)	68x28.5mm	68x28.5mm	82x28.5mm