


MC046S

ON-OFF Function / Enhanced Detection Zone

**ON-OFF
Function**



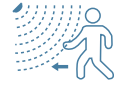
Linear & batten



High bay & low bay



ON/OFF function



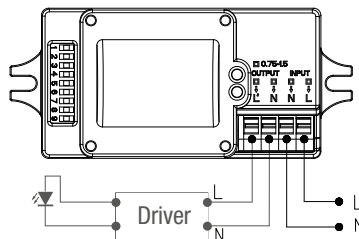
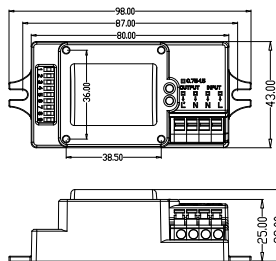
Normal motion detecting



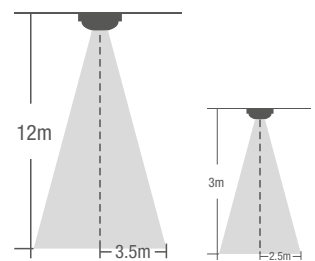
Daylight threshold



5 Year Guarantee



Detection Pattern (max / min)



SPECIFICATIONS

Operating voltage	220~240Vac
Rated Load	400W(Inductive), 800W (Resistive)
HF system	5.8GHz±75MHz, ISM wave band
Transmitting power	<0.5mW
Power consumption	≤0.5W(stand-by)
Detection Area(Radius)	8m Max.
Max. Mounting height	12m
Hold time	5s/30s/90s/3min/20min/30min
Daylight sensor	5lux/15lux/30lux/50lux/100lux/150lux/Disable
Operating temperature	-35°C ~70°C
IP rating	IP20

Detection area *

100%	3.5m	2.5m
75 %	2m	1.5m
50 %	1m	0.5m
25%	0m	0m

*These data were tested by a 165cm height person and his walking speed is 1m/s.