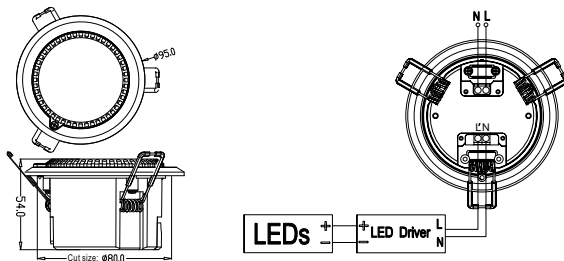


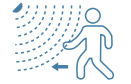
MC040S

ON-OFF Function / Flush Mounted Version



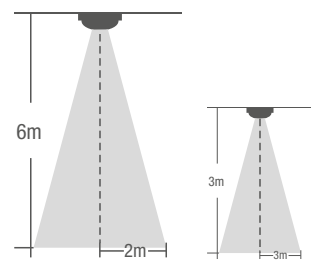
SPECIFICATIONS

Operating voltage	220~240Vac
Rated Load	400W(Inductive), 800W (Resistive)
HF system	5.8GHz±75MHz, ISM wave band
Transmitting power	<0.5mW
Power consumption	≤0.5W(stand-by)
Detection Area(Radius)	4m Max.
Max. Mounting height	6m
Hold time	5s/30s/90s/3min/20min/30min
Stand-by Period	N/A
Stand-by DIM Level	N/A
Daylight sensor	5lux/15lux/30lux/50lux/100lux/150lux/Disable
Operating temperature	-25℃ ~55℃
IP rating	IP20



Stand-alone Sensor

Detection Pattern (max / min)



Detection area *

100%	2m	3m
75 %	1m	2m
50 %	0.5m	1m
25%	0m	0.5m

*These data were tested by a 165cm height person and his walking speed is 1m/s.